



MONITOR MOUNTING SOLUTIONS



PRÉSENCE

Québec Montréal
Tél. : (418) 681-2470 Tél. : (514) 871-1994

www.presence.qc.ca

end-user focused faster installation superior service proven quality

Single-Monitor Solutions

Faster Installation

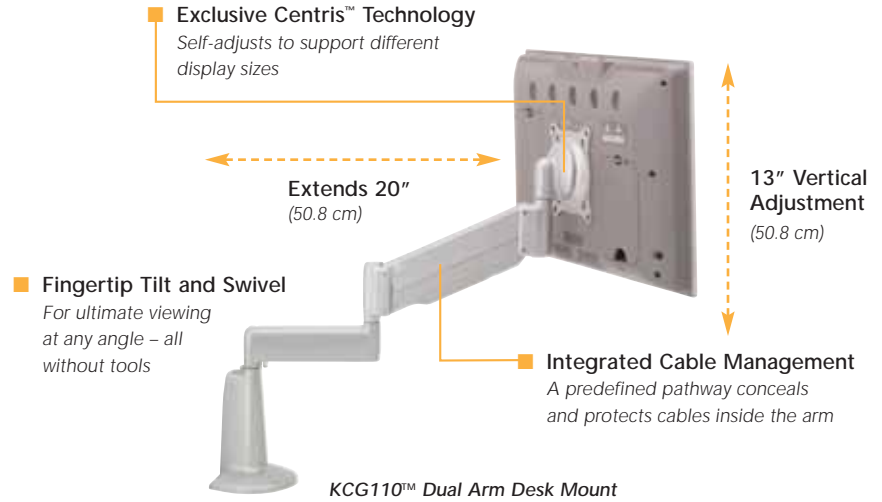
Chief's single monitor solutions ship fully assembled for a clean look with quick and easy installation

End-User Focused

Ergonomically designed to move with the user, maximizing desktop space, comfort and productivity

Proven Quality and Superior Service

Made of solid steel construction and backed by more than 28 years of experience



Dual-Monitor Solutions

Faster Installation

Top-down desk clamps and self-supporting monitor adjustment allow for fast, simple installation

End-User Focused

Increase viewing area and efficiencies while reducing errors and employee health issues

Proven Quality and Superior Service

Standard on-time and rapid shipment within 48 hours

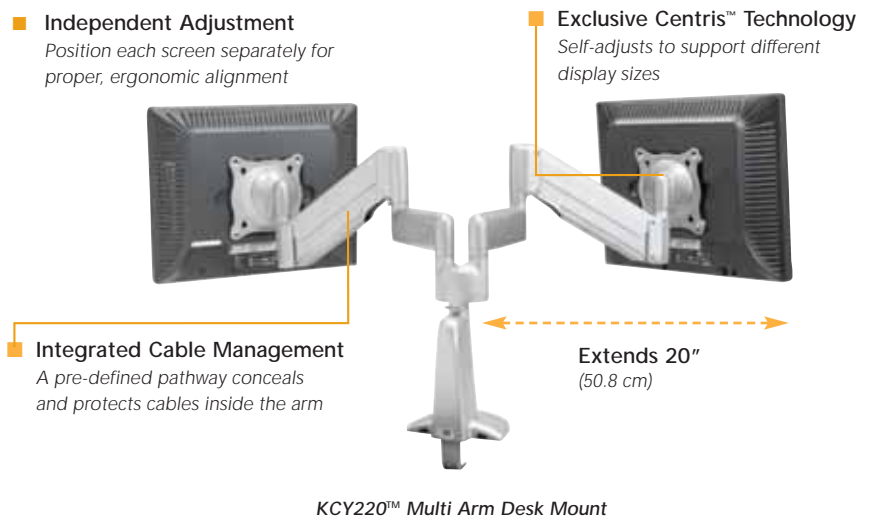


Table Stand Solutions

Faster Installation

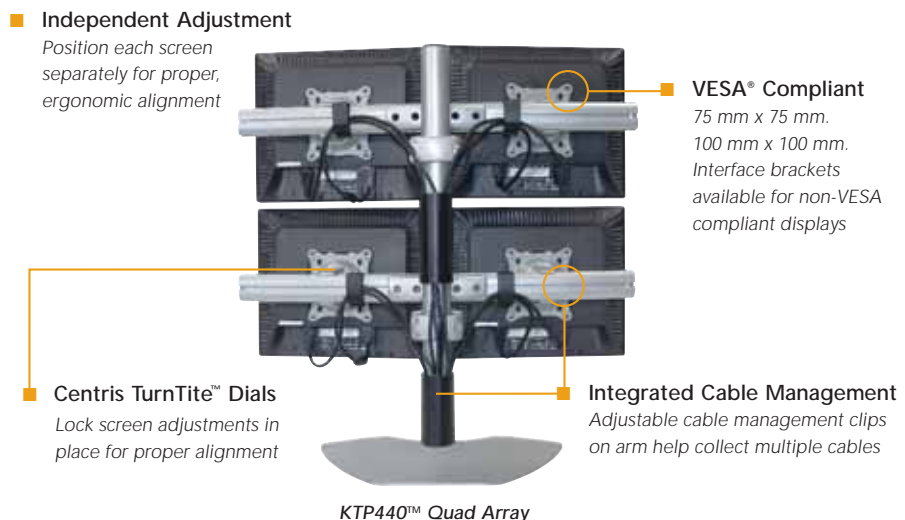
Chief's free-standing array mounts include pre-assembled components

End-User Focused

Custom configurations provide the ultimate flexibility with a wide variety of solutions, perfect for any installation

Proven Quality and Superior Service

Industry leading 10-year warranty





CHIEF® MONITOR MOUNTING SOLUTIONS PRODUCT SELECTION

DESK MOUNTS

single

KCD110
Dual Arm Standard



S B

MAX WEIGHT: 40 lbs (18 kg)

16.5" (41.9 cm) EXTENSION

KCG110
Dual Arm Height Adjustable



S B

MAX WEIGHT: 25 lbs (11 kg)

20" (50.8 cm) EXTENSION

KWD110
Dual Arm Standard



MAX WEIGHT:

16" (40.6 cm) E

dual/triple

KCY220
Multi Arm Height Adjustable*



S B

MAX WEIGHT: 40 lbs (18 kg)

20" (50.8 cm) EXTENSION

KCD220
Dual Arm Standard



S B

MAX WEIGHT: 40 lbs (18 kg)

20.5" (50.1 cm) EXTENSION

KCD320
Dual Arm Standard



S B

MAX WEIGHT: 40 lbs (18 kg)

20.5" (50.1 cm) EXTENSION

KWD220
Dual Arm Standard



MAX WEIGHT: 40

20" (50.8 cm) EXT

*Maximum of 20 lbs (9 kg) per monitor and 40 lbs (18 kg) total mount weight capacity.

TABLE STANDS

KTP220
Horizontal Dual



S B

MAX WEIGHT: 60 lbs (27 kg)

KTP230
Vertical Dual



S B

MAX WEIGHT: 60 lbs (27 kg)

KTP320
Horizontal Triple



S B

MAX WEIGHT: 90 lbs (41 kg)

KTP440
Quad Array



S B

MAX WEIGHT: 120 lbs (54 kg)

Dual array mounts are 27" (69 cm); triple array mounts are 41" (104 cm).



WALL MOUNTS AND CUSTOM BRACKETS

KWG110

Dual Arm Height Adjustable



S B

40 lbs (18 kg)

EXTENSION

S B

MAX WEIGHT: 25 lbs (11 kg)

19.5" (49.5 cm) EXTENSION


Wall mounts ship standard with hardware to attach to a wood stud, and the price includes the selection of custom interface bracket (OFB) as a separate line item. Custom OFB brackets are available for all major office systems for the connection types listed below.



Panel-to-Panel



Corner Panel



Tool Tile



Wall Track

KWD320

Dual Arm Standard



S B

40 lbs (18 kg)

EXTENSION

S B

MAX WEIGHT: 75 lbs (34 kg)

24" (62.2 cm) EXTENSION

CUSTOM TABLE STAND SOLUTIONS

Create your own multi-monitor display using a variety of Chief mounting solutions and accessories.
See back panel for details.

Configurations include:

Figure A

- KTA320 Triple Monitor Horizontal Array Pole Connection (3)
- KTA1000 Grommet Connection for Table Stand
- KTA1042 42" (107 cm) Extension Column

Figure B

- KTA320 Triple Monitor Horizontal Array Pole Connection (4)
- KTA1000 Grommet Connection for Table Stand (2)
- KTA1001 Array Connector (2)
- KTA1028 28" (71 cm) Extension Column (2)



A



B

To specify color options, add S (silver) or B (Black) to the model number.
FOR A COMPLETE LIST OF FLAT PANEL ACCESSORIES, VISIT WWW.CHIEFMFG.COM

SPECIFICATIONS

Single Monitor

Model	Configuration	Height Adjustment	Max Extension	Depth in Closed Position	Weight Capacity	Centris™	Color(s)
KCD110	Dual Arm Desk Mount	–	16-3/8" (416 mm)	2-3/16" (56 mm)	40 lbs (18.2 kg)	●	■ □
KCG110	Dual Arm Desk Mount	13-1/4" (337 mm)	20" (508 mm)	2-3/16" (56 mm)	25 lbs (11.4 kg)	●	■ □
KWD110	Dual Arm Wall Mount	–	15-15/16" (405 mm)	2-1/6" (55 mm)	40 lbs (18.2 kg)	●	■ □
KWG110	Dual Arm Wall Mount	13-1/4" (337 mm)	19-1/2" (495 mm)	2-3/16" (56 mm)	25 lbs (11.4 kg)	●	■ □

Dual/Triple Monitor

Model	Configuration	Height Adjustment	Max Extension	Depth in Closed Position	Weight Capacity	Centris™	Color(s)
KCY220	Dual Arm Desk Mount	13-1/4" (337 mm)	20" (508 mm)	2-3/16" (56 mm)	40 lbs* (18.2 kg)	●	■ □
KCD220	Dual Arm Desk Mount	–	20-2/5" (518 mm)	6-2/5" (163 mm)	40 lbs (18.2 kg)	●	■ □
KCD320	Dual Arm Wall Mount	–	20-2/5" (518 mm)	6-2/5" (163 mm)	40 lbs (18.2 kg)	●	■ □
KWD220	Dual Arm Wall Mount	–	20" (508 mm)	6-2/5" (163 mm)	40 lbs (18.2 kg)	●	■ □
KWD320	Dual Arm Wall Mount	–	24-1/2" (62.2 cm)	6-2/5" (163 mm)	75 lbs (34 kg)	●	■ □

*Maximum of 20 lbs per monitor and 40 lbs total mount weight capacity.

Table Stands

Model	Configuration	Height Adjustment	Max Extension	Depth in Closed Position	Weight Capacity	Centris™	Color(s)
KTP220	Horizontal Dual Array	–	–	–	60 lbs (27.2 kg)	●	■ □
KTP230	Vertical Dual Stand	–	–	–	60 lbs (27.2 kg)	●	■ □
KTP320	Horizontal Triple Array	–	–	–	90 lbs (40.8 kg)	●	■ □
KTP440	Quad Array	–	–	–	120 lbs (54.4 kg)	●	■ □

ACCESSORIES



KTA1000 (S/B) Grommet Connection for Table Stand Pole Mount
(specify extension column separately)



KTA1001 (S/B) Array Connector



KTA1002 (S/B) Free-Standing Base for Table Stand Mounts



KTA1014 (S/B) 14" (36 cm) Extension Column



KTA1028 (S/B) 28" (71 cm) Extension Column



KTA1042 (S/B) 42" (107) Extension Column



KTA220 (S/B) 27" (69 cm) Dual Monitor Horizontal Array Pole Connection



KTA225 (S/B) 34" (86 cm) Dual Monitor Horizontal Array Pole Connection



KTA320 (S/B) 41" (104 cm) Triple Monitor Horizontal Array Pole Connection



KTA420 (S/B) 53" (135 cm) Dual Monitor Horizontal Array Pole Connection



CHIEF MANUFACTURING IS A DIVISION OF CSAV, CHIEF SANUS AUDIO VISUAL
<http://workstation.chiefmfg.com> chief@chiefmfg.com

USA/INTERNATIONAL 8401 EAGLE CREEK PARKWAY, SAVAGE MN 55378 USA
P 800.582.6480 / 952.894.6280 F 877.894.6918 / 952.894.6918

©2006 Chief Manufacturing Inc. Printed in the USA. 300019C 6/06. Chief is a registered trademark of Chief Manufacturing Inc. All other brand names or marks are used for identification purposes and are trademarks of their respective owners.