

High Definition Plasma Display

TH-65PF11UK

Product summary



- 65" 1080p High Definition Plasma Display for professional use.
- Equipped with three interchangeable slots-provide flexible and powerful system solution by adding/exchanging wide variety of optional slot-in boards.
- Available with various unique professional features-Weekly Command Timer, Dual picture mode, Digital zoom, Built-in video wall image enlarger, etc..
- Various Energy-saving functions-DPMS, Auto power off, Power save mode, etc..

Note: Dual picture mode cannot handle the following combinations of two analog signals Component - Component, Component - PC(RGB), PC(RGB) - Component, PC(RGB) - PC(RGB)

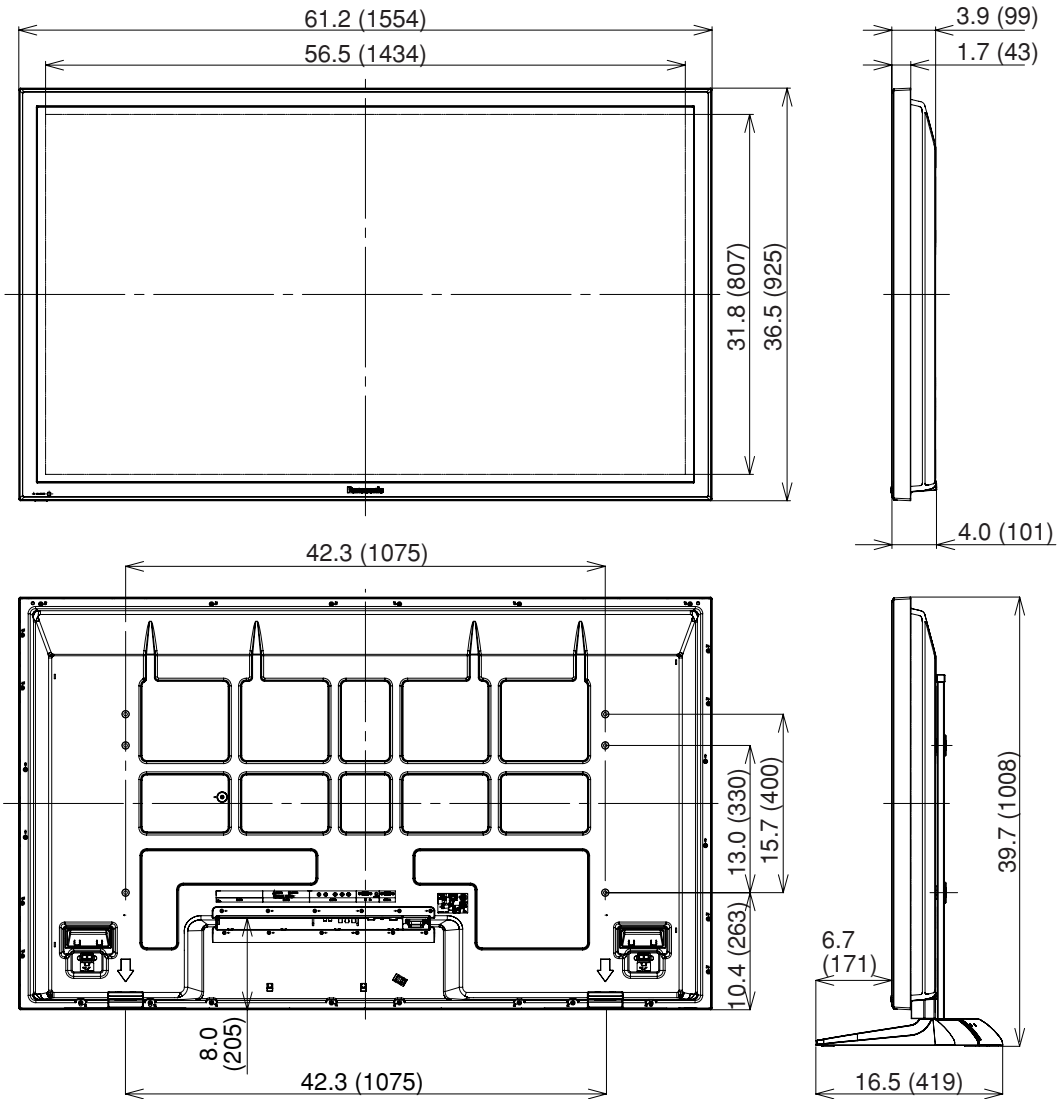
Product specification

(Design and specifications subject to change without notice)

DISPLAY	
Screen Size (Diagonal)	64.8-inch
Aspect ratio	16:9
Effective Display Area (W x H)	56.4" x 31.7" (1,434 x 807 mm)
Resolution (H x V)	1,920 x 1,080 pixels (1pixel=3cells for R, G and B)
Pixel Pitch (H x V)	0.747 x 0.747 mm
Brightness	1,200 cd/m ²
Contrast Ratio (Bright room)	30,000:1 (400:1)
Dynamic contrast	1,000,000:1
Gradation	5,120 steps (equivalent)
APPLICABLE SIGNALS	
Scanning format	525(480)/60i•60p, 625(575)/50i•50p, 625(576)/50p, 750(720)/60p•50p, 1125(1080)/60i•60p•50i•50p•24p•25p•30p•24sF, 1250(1080)/50i
PC Signal Compatibility	VGA, SVGA, XGA, WXGA, SXGA, SXGA ⁺ , UXGA (UXGA : compressed) Horizontal scanning frequency 15-110 kHz Vertical scanning frequency 48 -120 Hz
INPUT / OUTPUT	
Fixed Terminal	
PC IN	Mini D-sub 15pin x 1 (Female) Analog RGB/Components *Plug & Play (VESA DDC 2B)
AUDIO IN (L/R)	M3 jack x 1
SERIAL	D-sub 9-pin x 1 (Male) External control, RS-232C compatible
Interchangeable Terminals	
(Slot1) Vacant	
(Slot2) HDMI IN	TYPE A connector x 2
(Slot3) COMPONENT IN	BNC x 3 Analog RGB/Components
AUDIO IN (L/R)	RCA pin jack x 2
ELECTRICAL	
Power Requirements	120 V AC, 50 Hz/60 Hz
Power Consumption	755 W
Power off condition	0.2 W
Stand-by condition	Save OFF 1.0 W, Save ON 0.5 W
SOUND	
Audio Output	20 W [10 W + 10 W] (10% THD)
MECHANICAL	
Dimensions (W x H x D)	61.2" x 36.5" x 3.9" (1,554 x 925 x 99 mm)
Weight	approx. 150.0 lbs (68.0 Kg)/with speakers 163.2 lbs (74.0 Kg)
Cabinet Color	Black
ENVIRONMENTAL	
Operating environment	
Temperature	32 °F - 104 °F (0 °C - 40 °C)
Humidity	20 % - 80 % (Non condensation)
Altitude	0 - 9,100 feet (0 - 2,800 m)
Storage environment	
Temperature	-4 °F - 140 °F (-20 °C - 60 °C)
Humidity	20 % - 90 % (Non condensation)
Altitude	0 - 10,800 feet (0 - 3,300 m)
EMI REGULATIONS	
FCC Part 15 Class-B, ICES-003 Class-B NOM approval	
SAFETY STANDARDS	
UL6500 Ver.2, NOM approval	
IR REMOTE CONTROL	
Power Requirements	DC 3V (2 x AA Size batteries)
Operation distance	approx. 23ft (7m) in front of plasma display
Weight	approx. 4.6oz (130g) including batteries
INCLUDED ACCESSORIES	
• Fixing Band • AC power cord • Operating instruction book • Remote control • Batteries	
OPTIONAL ACCESSORIES	
• Wall-hanging bracket (vertical, angled) • Pedestal • Touch Panel • Speakers • Anti-Glare Filter • Terminal boards	

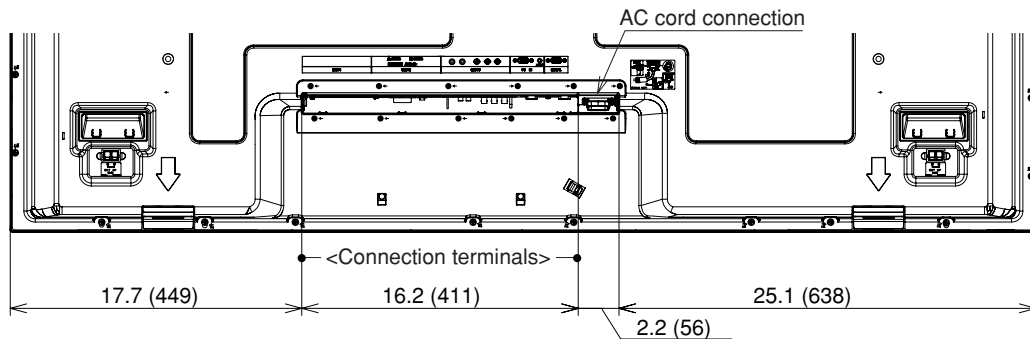
■Dimensions (Shown with optional Pedestal stand)

Units : inches (mm)

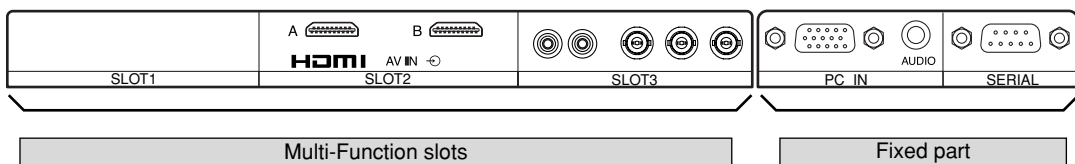


With the option pedestal
TY-ST65P11 attached

<Terminal dimension>



<Connection terminals>



Preset Input Signals

	Signal name	horizontal frequency (kHz)	vertical frequency (Hz)	Optional Terminal Board											
				Component Video TY-42TM6A/Z	PC Input TY-42TM6P	Composite Video TY-42TM6B/V	BNC Dual Video TY-FB9BD	DVI-D TY-42TM6D	DVI-D TY-FB11DD	HD-SDI with Audio TY-FB10HD	HDMI TY-FB8HM	Dual HDMI TY-FB10HMD	PC IN(D-sub 15-pin) Fixed Terminal		
Composite	NTSC	15.73	59.94			Y	Y								
	PAL	15.63	50.00			Y	Y								
	PAL60	15.73	59.94			Y	Y								
	SECAM	15.63	50.00			Y	Y								
	Modified NTSC	15.73	59.94			Y	Y								
Component / RGB	525(480)/60i	15.73	59.94	Y	Y					Y				Y	
	525(480)/60p	31.47	59.94	Y	Y			Y	Y		Y	Y	Y	Y	
	625(575)/50i	15.63	50.00	Y	Y					Y				Y	
	625(575)/50p	31.25	50.00	Y	Y									Y	
	625(576)/50p	31.25	50.00					Y	Y		Y	Y	Y	Y	
	750(720)/60p	45.00	60.00	Y	Y			Y	Y	Y	Y	Y	Y	Y	
	750(720)/50p	37.50	50.00	Y	Y			Y	Y	Y	Y	Y	Y	Y	
	1125(1080)/60i	33.75	60.00	Y	Y			Y	Y	Y	Y	Y	Y	Y	
	1125(1080)/60p	67.50	60.00	Y	Y				Y				Y	Y	
	1125(1080)/50i	28.13	50.00	Y	Y			Y	Y	Y	Y	Y	Y	Y	
	1125(1080)/50p	56.25	50.00	Y	Y				Y				Y	Y	
	1125(1080)/30p	33.75	30.00	Y	Y			Y	Y					Y	
	1125(1080)/25p	28.13	25.00	Y	Y				Y	Y				Y	
	1125(1080)/24p	27.00	24.00	Y	Y				Y	Y			Y	Y	
	1125(1080)/24sF	27.00	48.00	Y	Y					Y				Y	
	1250(1080)/50i	31.25	50.00	Y	Y									Y	
	2048(1080)/24p	27.00	24.00												
	2048(1080)/24sF	27.00	48.00												
	RGB	640x400@70Hz	31.46	70.07	Y	Y									Y
		640x480@60Hz	31.47	59.94	Y	Y			Y	Y		Y	Y	Y	Y
640x480@72Hz		37.86	72.81	Y	Y									Y	
640x480@75Hz		37.50	75.00	Y	Y									Y	
640x480@85Hz		43.27	85.01	Y	Y									Y	
800x600@56Hz		35.16	56.25	Y	Y									Y	
800x600@60Hz		37.88	60.32	Y	Y			Y	Y					Y	
800x600@72Hz		48.08	72.19	Y	Y									Y	
800x600@75Hz		46.88	75.00	Y	Y									Y	
800x600@85Hz		53.67	85.06	Y	Y									Y	
852x480@60Hz		31.47	59.94	Y	Y			Y	Y					Y	
1024x768@50Hz		39.55	50.00						Y						
1024x768@60Hz		48.36	60.00	Y	Y			Y	Y					Y	
1024x768@70Hz		56.48	70.07	Y	Y									Y	
1024x768@75Hz		60.02	75.03	Y	Y									Y	
1024x768@85Hz		68.68	85.00	Y	Y									Y	
1066x600@60Hz		37.64	59.94	Y	Y			Y	Y					Y	
1152x864@60Hz		53.70	60.00						Y						
1152x864@75Hz		67.50	75.00	Y	Y									Y	
1280x768@60Hz		47.70	60.00	Y	Y									Y	
1280x960@60Hz		60.00	60.00	Y	Y									Y	
1280x960@85Hz		85.94	85.00	Y	Y									Y	
1280x1024@60Hz		63.98	60.02	Y	Y				Y					Y	
1280x1024@75Hz		79.98	75.03	Y	Y									Y	
1280x1024@85Hz		91.15	85.02	Y	Y									Y	
1366x768@50Hz		39.55	50.00						Y						
1366x768@60Hz		48.36	60.00	Y	Y			Y	Y					Y	
1400x1050@60Hz		65.22	60.00						Y						
1600x1200@60Hz		75.00	60.00	Y	Y				Y					Y	
1600x1200@65Hz		81.25	65.00	Y	Y									Y	
1920x1080@60Hz		67.50	60.00	Y	Y				Y	Y				Y	
1920x1200@60Hz		74.04	59.95					Y	Y						
Mac13" (640x480)		35.00	66.67	Y	Y									Y	
Mac16" (832x624)		49.72	74.54	Y	Y									Y	
Mac21" (1152x870)		68.68	75.06	Y	Y									Y	

Serial RS232C : D-sub 9-Pin (Male)




Pin Assignment and Signal Name

Pin No.	Signal name	Descriptions
1	CD	NC
2	RXD	Receive Data
3	TXD	Transmit Data
4	DTR	Not used
5	GND	Ground
6	DSR	Not used
7	RTS	Short Circuit
8	CTS	
9	RI	NC

Transmitting Conditions

Signal Level	Complied with RS232C
Synchronization method	Asynchronous
Baud Rate	9600 bps
Parity	None
Character Length	8 bits
Stop Bit	1 bit
Flow control	-

PC Input : D-Sub 15-Pin (Female)



Signal Name

Pin No.	Signal name
1	R (P _R /C _R)
2	G (Y)
3	B (P _B /C _B)
4	NC (Not connected)
5	GND (Ground)
6	GND (Ground)
7	GND (Ground)
8	GND (Ground)
9	+5V DC
10	GND (Ground)
11	NC (Not connected)
12	SDA
13	HD/SYNC
14	VD
15	SCL



Québec Montréal
Tél. : (418) 681-2470 Tél. : (514) 871-1994

www.presence.qc.ca