

NEW

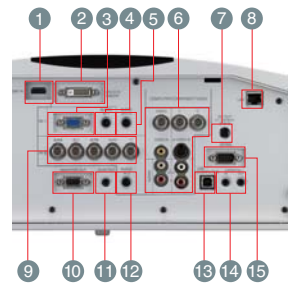


XD3500U

XGA PROJECTOR

| | | | | | | | | | |
|------------------|---------------------|-------------|---------------------|-------------------|----------------------|----------------------|---------------|-------------|----------------------|
| Brilliant Color™ | Color Enhancer | sRGB | 3D Y/C Digital Comb | PinP | User Logo Projection | Remote Mouse Control | Page up/down | 10W Speaker | Motorized Lens Shift |
| Password Lock | Direct Power Off | Center Lens | Long-life Lamp | Low Standby Power | Side Loading Lamp | LAN (RJ-45) | DVI | HDMI | Closed Caption |
| Low Fan Noise | Picture Performance | | | Presentation | | | User Friendly | | |

Input and Output Terminals



- 1 HDMI terminal
- 2 DVI-D (HDCP) terminal (DVI-D 24-pin)
- 3 Computer / Component Video IN-1 terminal
- 4 Audio IN-1 terminal (Mini jack)
- 5 Audio DVI-D terminal (Mini jack)
- 6 Video IN / Audio IN terminal
- 7 DC OUT [5V 1.5A (Max)]
- 8 LAN(RJ-45) terminal
- 9 Computer / Component Video IN-2 terminals
- 10 Monitor OUT terminal (Mini D-SUB 15-pin)
- 11 Audio OUT terminal (Mini jack)
- 12 Audio IN-2 terminal (Mini jack)
- 13 USB (Computer) terminal
- 14 Remote IN / OUT
- 15 Serial terminal (D-SUB 9-pin)

| Specifications | |
|-------------------------|---|
| Model | XD3500U |
| Display Technology | 0.7" 1-Chip DMD, DDP3020 |
| Resolution | 1024x768 (Total 786,432 pixels) |
| Brightness | 5000lm |
| Contrast | 2500 : 1 (on / off) |
| Picture Size | 40" - 300" |
| Projection Lens | f=24.5-33.1mm, F=2.0-2.4 |
| Offset Axis | 10 : 0 |
| Throw Ratio | 1.7 - 2.4 |
| Source Lamp | 264W (Shut-off Time 4000hr) with Low Mode 330W (Shut-off Time 2000hr) with Standard Mode |
| Computer Compatibility | 640x480 (Expanded) - 1600x1200 (Compressed) True: 1024x768, Sync on Green available |
| Video Compatibility | NTSC / NTSC4.43 / PAL (including PAL-M, N) / SECAM / PAL-60, Component Video: 480i/p (525i/p), 576i/p (625i/p), 720p (750p 50/60Hz), 1080i (1125i 50/60Hz), 1080p (1125p 50/60Hz) |
| PC Input Terminals | mini D-sub 15pinx1, 5 BNCx1, DVI-D (with HDCP)x1 Audio: stereo mini jack(ø3.5mm)x3 |
| Video Input Terminals | Video: HDMI(ver.1.2)x1, RCAx1 or BNCx1, S-Video(4pin)x1 or S-Video Y/C(BNC) Audio: RCA (L, R)x2 |
| Output Terminals | RGB: mini D-sub 15pinx1, DC Out: 5V 1.5A (MAX) Audio: stereo mini jack (ø3.5mm)x1 |
| Communication Terminals | LAN (RJ-45)x1, RS-232C:D-sub 9pinx1, USBx1 (Mouse control), Wired remote in: stereo mini jack (ø3.5mm) x1, Wired remote out: stereo mini jack (ø3.5mm)x1 |
| Audio Speaker | 10W mono |
| Fan Noise | 26dBA (Low Mode) |
| Dimensions (WxHxD) | 17.7"x7.4"x14.7" (excluding terminal cover) |
| Weight | 22.7lbs (excluding detachable terminal cover) |
| Power Supply | AC100 - 240V, 50/60Hz |
| Optional Accessories | Lamp: VLT-XD3200LP Lens: OL-XD2000SZ, OL-XD2000LZ, OL-XD2000TZ, OL-XD2000FR |
| Warranty | 3-Years Parts/Labor, 3-Years Express Replacement Assistance, 1-Year or 500 hours lamp warranty (whichever comes first) |

* Compliance with ISO21118-2005
* All brand names and product names are trademarks, registered trademarks or trade names of their respective holders.
* DLP™ (Digital Light Processing) and BrilliantColor™ are trademarks of Texas Instruments.

MITSUBISHI ELECTRIC

MULTIMEDIA DATA/VIDEO PROJECTORS

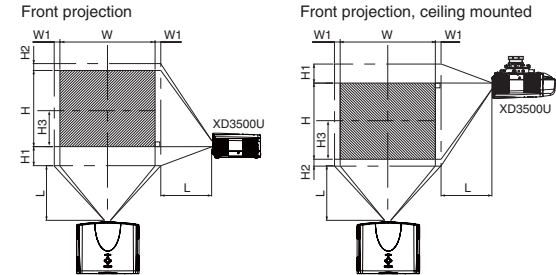


Large-screen projectors that provide an experience you'll never forget!
~ Image Quality and Functionality Unlike Any Other ~



Screen Size and Projection Distance / Optional Lenses

Refer to the following table to determine the screen size.



| Screen size (XGA 4:3) | | | Default height projected image (H) | Distance from screen (L) | | Movable V position from Default position | | Movable H position from Default position | | | | | | | |
|-----------------------|-------|--------|------------------------------------|--------------------------|-----------|--|---------|--|------------|-----|-----|---------|----------|---------|---------|
| Diagonal size | Width | Height | | Max. Zoom | Min. Zoom | Down (H1) | Up (H2) | Left (W1) | Right (W2) | | | | | | |
| 40 | 102 | 32 | 81 | 24 | 61 | 0 | 0 | 54 | 1.4 | 74 | 1.9 | 12-0-2 | 30-0-6 | 3-0-3 | 8-0-8 |
| 60 | 152 | 48 | 122 | 36 | 91 | 0 | 0 | 82 | 2.1 | 112 | 2.8 | 18-0-3 | 46-0-9 | 5-0-5 | 12-0-12 |
| 80 | 203 | 64 | 163 | 48 | 122 | 0 | 0 | 110 | 2.8 | 150 | 3.8 | 24-0-4 | 61-0-11 | 6-0-6 | 16-0-16 |
| 100 | 254 | 80 | 203 | 60 | 152 | 0 | 0 | 138 | 3.5 | 189 | 4.8 | 30-0-6 | 76-0-14 | 8-0-8 | 20-0-20 |
| 150 | 381 | 120 | 305 | 90 | 229 | 0 | 0 | 208 | 5.3 | 284 | 7.2 | 45-0-8 | 114-0-21 | 12-0-12 | 30-0-30 |
| 200 | 508 | 160 | 406 | 120 | 305 | 0 | 0 | 279 | 7.1 | 380 | 9.7 | 60-0-11 | 152-0-28 | 16-0-16 | 41-0-41 |
| 250 | 635 | 200 | 508 | 150 | 381 | 0 | 0 | 349 | 8.9 | - | - | 75-0-14 | 191-0-36 | 20-0-20 | 51-0-51 |
| 300 | 762 | 240 | 610 | 180 | 457 | 0 | 0 | 419 | 10.6 | - | - | 90-0-17 | 229-0-43 | 24-0-24 | 61-0-61 |

Optional Lenses


| Screen size (XGA 4:3) | | | Default height projected image (H) | OL-XD2000SZ | | OL-XD2000LZ | | OL-XD2000TZ | | Default height projected image (H) | OL-XD2000FR | |
|-----------------------|-------|--------|------------------------------------|--------------------------|--------------------------|--------------------------|--------------------------|--------------------------|--------------------------|------------------------------------|-------------|---|
| Diagonal Size | Width | Height | | Distance from screen (L) | Distance from screen (L) | Distance from screen (L) | Distance from screen (L) | Distance from screen (L) | Distance from screen (L) | | | |
| 40 | 102 | 32 | 81 | 24 | 61 | 0 | 0 | 41 | 1.0 | 57 | 1.5 | - |
| 60 | 152 | 48 | 122 | 36 | 91 | 0 | 0 | 63 | 1.6 | 88 | 2.2 | - |
| 80 | 203 | 64 | 163 | 48 | 122 | 0 | 0 | 86 | 2.2 | 118 | 3.0 | - |
| 100 | 254 | 80 | 203 | 60 | 152 | 0 | 0 | 108 | 2.7 | 148 | 3.8 | - |
| 150 | 381 | 120 | 305 | 90 | 229 | 0 | 0 | 164 | 4.2 | 224 | 5.7 | - |
| 200 | 508 | 160 | 406 | 120 | 305 | 0 | 0 | 219 | 5.6 | 300 | 7.6 | - |
| 250 | 635 | 200 | 508 | 150 | 381 | 0 | 0 | 275 | 7.0 | - | - | - |
| 300 | 762 | 240 | 610 | 180 | 457 | 0 | 0 | 331 | 8.4 | - | - | - |

The above figures are approximate and may be slightly different from the actual measurements.
Lens shifting is not available for the OL-XD2000FR (horizontal and vertical are set at 1:1)
The lens movable range shows distances from the factory default position.

A wide variety of optional lenses is available to suit any operating or user requirement.



MITSUBISHI DIGITAL ELECTRONICS AMERICA, INC.
Presentation Products Division
Phone: 888.307.0349
www.mitsubishi-presentations.com



PRÉSENCE
Québec Montréal
Tél. : (418) 681-2470 Tél. : (514) 871-1994
www.presence.qc.ca

New XD3500U

Industry-leading DLP Brightness of 5000lm

Large-screen reproduction of high-quality images. Breathtaking and powerful. But image quality is not the only improvement to our large-screen projectors. Mitsubishi Electric's new projectors are designed for easy installation and maintenance, superior operability and a comfortable viewing experience. Welcome to the future of high-lumen projectors.

New **XD3500U** 5000 lm XGA



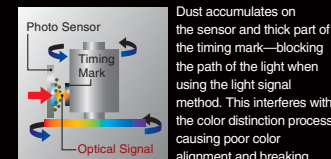
Operation simplified with Mitsubishi Electric's user-friendly design

Low Maintenance & High Durability

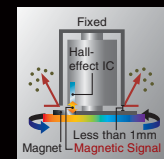
New Color Wheel System

Dust can easily accumulate on the color wheel sensors on previous models. Now, the sensor is mounted in the rotary shaft motor casing, which is almost fully enclosed, making it much less likely for dust to collect on the sensor.

Previous color wheel illustration



New color wheel illustration



Filter free

DLP™ projectors are designed with a semi-sealed light path, therefore an intake filter is not needed, eliminating filter changing and lowering maintenance costs.

Long 4000hr Lamp Life

The XD3500U has a lamp temperature controlling system that enables a lamp life of up to 4000hours.*1 Long-life lamps make dramatic reductions in overall cost of ownership by reducing the frequency of lamp replacement.

Lamp Replacement Frequency**2



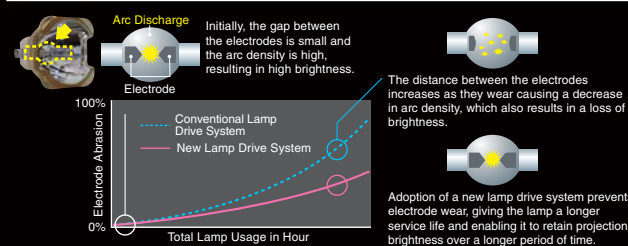
(*1): When lamp is used in "Low" mode. Maximum life in "Standard" mode is 2000hr.
 (*2): Lamp life refers to the average time required for brightness to be reduced by half, and not the time specified in the warranty. Use time may vary widely according to the environment and conditions, and whether or not cleaning and other maintenance procedures are followed.

Side Access Lamp & Center Lens Designs

The lamp can be accessed from the side of the projector, simplifying the replacement process, as the projector does not need to be turned around when sitting on a shelf or turned over when suspended from the ceiling. The center-set lens design makes set-up easy since the projector lens can be evenly aligned with the center of the screen.



New Lamp Drive System



Up until now, the electrodes in the lamp deteriorated more quickly when using the projector for long periods of time, resulting in a loss of brightness. These projectors incorporate an optical design that optimizes lamp operation to realize a lamp drive that makes it possible to stabilize the shape of the electrode during long-term use. As a result, the maximum lamp service life is obtained for every projection mode and loss in projection brightness is extended over a longer period of time.

Quick Lens Change


The top cover has a removable panel around the lens. This advanced feature enables the lens to be changed without removing the entire top cover.



User Friendly

Ultra - quiet 26dBA Operation

The fan noise from a projector can be annoying during a presentation or videoconference. But with the adoption of a hermetically sealed color wheel and improved air duct path, that's a thing of the past. The XD3500U has a significantly low fan noise of only 26dBA (lamp in Low mode). As a result, audiences can enjoy presentations and conferences with the distraction of projector noise.



The air duct flow design has been improved so that fan noise doesn't interfere with the intake-air flow. Additionally, the fan noise is blocked from direct exit, realizing a significant reduction in operation noise.

User Logo Projection

A user-created image (logo, picture, etc.) can be loaded into the projector and used as the start-up image or the stand-by screen.



Stand-by Power Consumption Under 1W

We are always striving to protect the global environment and save energy, which has resulted in stand-by power consumption in low mode being reduced to under 1W.

Stunning Beautiful Colors & High-quality Design

Brilliant Color™ and Mitsubishi Electric Engineering Yield Superior Color Performance

Brilliant Color™, one of the latest innovations from Texas Instruments, produces amazingly rich and vibrant colors. We developed a 5-segment color wheel (R, G, B, W and Y), and combined it with Brilliant Color™ and selective lamp-powered modulation techniques. The XD3500U intelligently reproduces colors that improve the intensity and vibrancy across the entire screen.

w/o-BrilliantColor™



4-segment (RGBW) color wheel


BrilliantColor™



5-segment (RGBWY) color wheel

Super - bright 5000lm


The XD3500U delivers super-bright 5000lm images. It's the ideal brightness for giving presentations in large meeting rooms and conference halls.



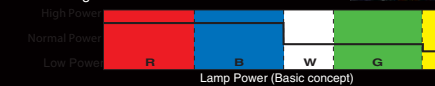
3000lm 5000lm

Brilliant Color™ and Mitsubishi Electric Engineering Yield Superior Color Performance

Lamp Power Modulation Presentation Mode (for high brightness) Light intensity increases for the white and yellow segments of the color wheel, giving greater emphasis to bright colors in more vivid tones.



Auto Mode (for color reproduction) Light intensity increases for the RGB segment on the color wheel, ensuring ample brightness while screening brilliant colors.



Precise Gradation Reproduction

- Well-established DDP3020 DLP™ data processor
- High-speed LVDS (low-voltage differential signal)
- 10-bit I/P conversion circuit eliminate jaggies

Lavish functions to fully savor the job

- Motor-driven Lens Shift* & High Contrast of 2500:1
- LAN Control

Closed Caption (CC) Capable

A closed caption decoder comes installed as standard equipment. Closed Caption enabled signals are processed into subtitles that are projected onto the screen. This feature addresses the needs of language students and hearing-impaired viewers.