


S P E C I F I C A T I O N S



WS™ 802 Full Range Two-Way System

SPECIFICATIONS

Frequency Response:

58 Hz - 18 kHz

**Low Frequency Cut-off:
(-3 dB point)**

58 Hz

**Useable Low Frequency Limit:
(-10 dB point)**

39 Hz

Power Handling:

75 watts continuous (24.5 V RMS)
150 watts program

**Sound Pressure Level, 2.8 V
(1 Watt) at 1 Meter in Anechoic
Environment:**

89 dB

Maximum Sound Pressure Level:

105 dB

Transducer Complement:

8" polypropylene woofer
1" dome tweeter

Harmonic Distortion:

1 watt
2nd Harmonic:
100 Hz - 0.6%
1,000 Hz - 0.3%
3rd Harmonic:
100 Hz - 0.4%
1,000 Hz - 0.6%
 $\frac{1}{10}$ rated power — 7.5 watts
2nd Harmonic:
100 Hz - 2.2%
1,000 Hz - 0.4%
3rd Harmonic:
100 Hz - 0.6%
1,000 Hz - 0.6%

Input Connections:

Spring loaded push terminals

Impedance:

8 ohms (nominal)
6.8 ohms (minimum)

Crossover Frequency:

4,300 Hz

Enclosure Materials & Finish:

White ABS plastic frame and metal grille

Mounting:

Wall or ceiling mount

Dimensions:

$8\frac{5}{8}$ " W x $12\frac{1}{16}$ " H x $3\frac{1}{2}$ " D cutout
10" W x $14\frac{1}{16}$ " H outside

Net Weight:

4 lbs. 12 ozs.

PEAVEY®
ARCHITECTURAL ACOUSTICS®

DESCRIPTION

The WS™ 802 is a full range two-way system designed for use in wall or ceiling mount situations. The 8" polypropylene woofer and the 1" soft dome tweeter combine to offer a clean-sounding speaker system in a convenient package. The white plastic frame and metal grille can be easily painted to suit any application.

The WS 802 offers 75 watts continuous power handling and an 8 ohm impedance. Frequency response is from 58 Hz to 18 kHz with a sensitivity of 89 dB at 1 meter with 1 watt input.

FREQUENCY RESPONSE

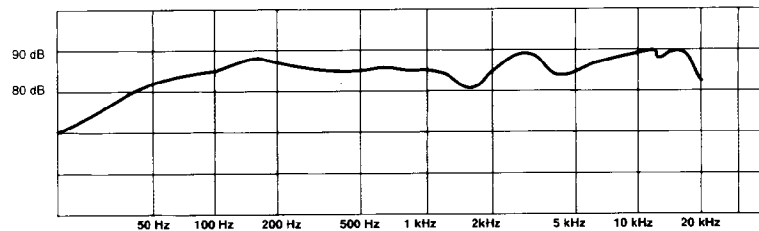
This measurement is useful in determining how accurately a given enclosure reproduces an input signal. The frequency response of the WS 802 is measured at 1 meter using a 2.8 volt swept sine input. As shown in Figure 1, the selected drivers in the WS 802 combine to give a smooth frequency response from 58 Hz to 18 kHz.

HARMONIC DISTORTION

Second and third harmonic distortion versus frequency is plotted in figures 3 through 6 for two power levels: $1/10$ of rated input power and either $1/100$ of rated input power or 1 watt (whichever is greater). Distortion is read from the graph as the difference between the fundamental signal and the desired harmonic. As an example, distortion that is 40 dB down from the fundamental is equivalent to 1%.

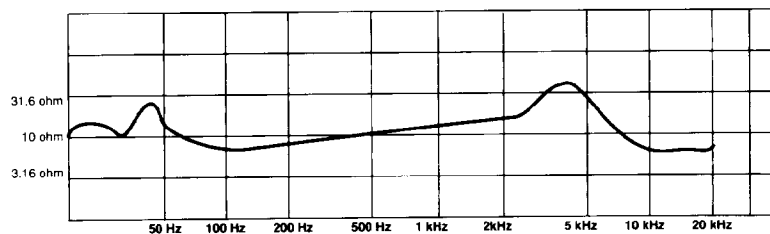
Frequency Response

Fig. 1



Impedance

Fig. 2



POWER HANDLING

There are many different approaches to power handling ratings. Peavey rates this speaker system's power handling using a modified form of the AES Standard 2-1984. Utilizing audio band (20 Hz-20 kHz) pink noise with peaks over four times the RMS level, this strenuous test signal assures the user that every portion of this system can withstand today's high technology music. The test signal contains large amounts of very low frequency energy, effectively simulating the frequency content of live music situations. The full measure of high frequencies in the test signal allow for exposure of the speaker system to synthesized tone that may extend beyond audibility. This rating is contingent on having a minimum 3 dB of amplifier headroom available.

MOUNTING

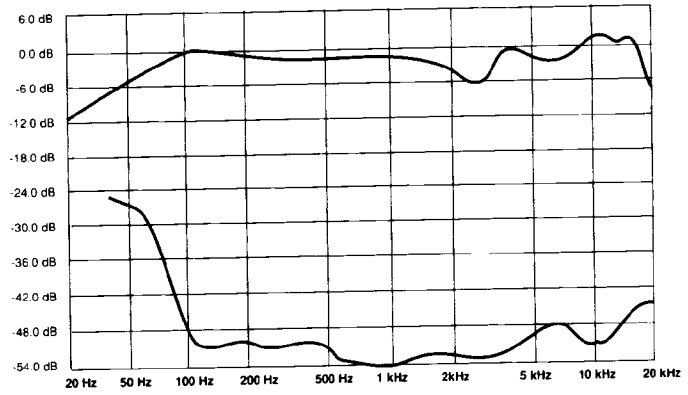
The WS 802 comes with the hardware necessary to mount into a wall. Please check local electrical codes prior to mounting speaker into wall.

ARCHITECTURAL & ENGINEERING SPECIFICATIONS

The wall speaker system shall have an operating bandwidth of 58 Hz to 18 kHz. The output level shall be 89 dB when measured at a distance of one meter with an input of one watt. The nominal impedance shall be 8 ohms. The continuous power handling shall be 75 watts, maximum program power of 150 watts, with a minimum amplifier headroom of 3 dB. The outside dimensions shall be 10" wide by 14¹/₁₆" high. The cutout dimensions shall be 8⁵/₈" wide by 12¹/₁₆" high by 3¹/₂" deep. The weight shall be 4 pounds, 12 ounces. The wall speaker system shall be a WS 802.

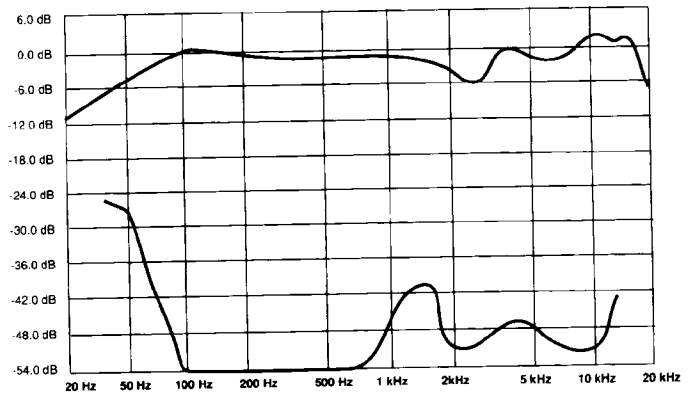
1W 2nd Harm.

Fig. 3



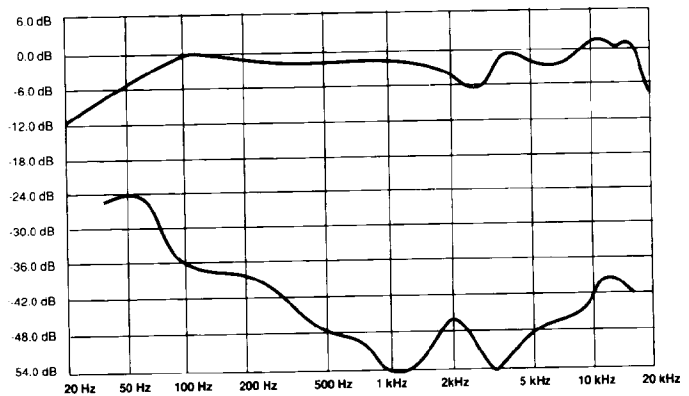
1W 3rd Harm.

Fig. 4



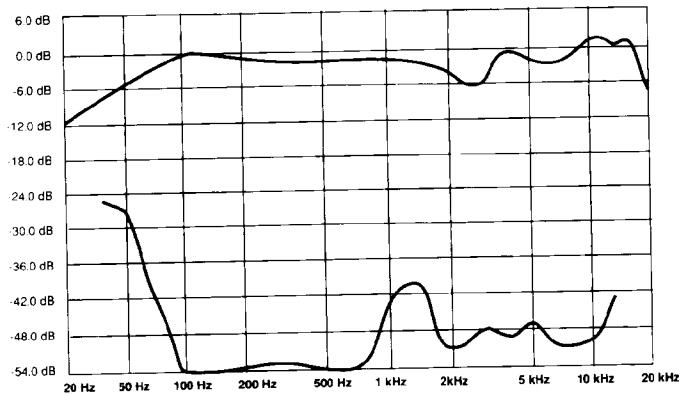
7.5W 2nd Harm.

Fig. 5



7.5W 3rd Harm.

Fig. 6



LIMITED WARRANTY

Peavey Electronics Corporation warrants to the original purchaser of this new Architectural Acoustics product that it is free from defects in material and workmanship. If within one (1) year from date of purchase a properly installed product proves to be defective and Peavey is notified, Peavey will repair or replace it at no charge. (Note: Batteries and patch cords not covered.) "Original purchaser" means the customer for whom the product is originally installed.

Damage resulting from improper installation, interconnection of a unit or system of another manufacturer, accident or unreasonable use, neglect or any other cause not arising from defects in material and workmanship is not covered by this warranty. The warranty is valid only as to products purchased and installed in the United States.

THIS LIMITED WARRANTY IS IN LIEU OF ANY AND ALL WARRANTIES, EXPRESSED OR IMPLIED, INCLUDING THE IMPLIED WARRANTIES OF MERCHANTABILITY AND FITNESS FOR A PARTICULAR USE. UNDER NO CIRCUMSTANCES WILL PEAVEY BE LIABLE FOR ANY LOST PROFITS, LOST SAVINGS, INCIDENTAL DAMAGES OR CONSEQUENTIAL DAMAGES ARISING OUT OF THE USE OR INABILITY TO USE THE PRODUCT, EVEN IF PEAVEY HAS BEEN ADVISED OF THE POSSIBILITY OF SUCH DAMAGE. THIS LIMITED WARRANTY IS THE ONLY EXPRESSED WARRANTY ON THIS PRODUCT, AND NO OTHER STATEMENT, REPRESENTATION, WARRANTY, OR AGREEMENT BY ANY PERSON SHALL BE VALID OR BINDING UPON PEAVEY.

Peavey's liability to the original purchaser for damages for any cause whatsoever and regardless of the form of action, is limited to the actual damages up to the greater of Five Hundred Dollars (\$500) or an amount equal to the purchase price of the product that caused the damage or that is the subject of or is directly related to the cause of action. This limitation of liability will not apply to claims for personal injury or damage to real property or tangible personal property allegedly caused by Peavey's negligence. For information on service under this warranty, call a Peavey customer service representative at (601) 483-5376.



Features and specifications subject to change without notice.

A Division of Peavey Electronics Corporation

711 A Street, P. O. Box 2898, Meridian, MS 39302-2898 / (601) 483-5376 / Telex: 504115 / Fax: (601) 486-1278